


## AC-73-DH / AC-72-DH / AC-71-DH Force Balance Accelerometer

### Features

- True Electro-mechanical Force Balance Accelerometer
- Extremely robust downhole housing
- Suitable for borehole diameters of 100 mm and larger
- Dynamic Range 165 dB
- Full Scale  $\pm 0.5, 1, 2, 3$  or  $4\text{ g}$
- Bandwidth from DC to 200 Hz
- Temperature and drift compensation
- Robust suspension system
- Proprietary iSensor™ interface
- Built-in compass as well as tilt, temperature and humidity sensors

### Applications

- Broadband Seismic, Earthquake and Structural measuring and monitoring



### Outline

The AC-73-DH sensor package is a true electro-mechanical triaxial downhole accelerometer designed for broadband earthquake monitoring and applications requiring highly sensitive and rugged sensors with minimum maintenance and a simple method for periodic testing.

The rugged mass suspension moving coil system improves the signal to noise ratio. The magnetic system and capacitive position sensors offer symmetrical controls for the accurate electronic centring of the mass. At rest the accelerometer mechanism is in balance and no electrical output is generated.

In case of a ground motion, AC-73-DH yields an electrical output proportional to the current used to keep the mass centred. This output signal is precisely calibrated to provide a signal at the utmost accuracy and with a lowest possible noise level. The symmetrical positioning system incorporated with the force balance accelerometer principle, the accelerometer faithfully keeps its scaling and calibration even under extreme conditions.

The DC response allows the sensor to be easily repaired, tilt tested or recalibrated in the field. With the help of the test line the AC-73-DH accelerometer can be completely tested assuring proper operation and accurate acceleration measurement. This test line is internally connected to the external world only when a given command is sent to the sensor to avoid any noise pick-up through the test input.

The AC-73-DH is equipped with electronic offset adjustment features that make its installation very user friendly. This powerful feature allows the users to install the AC-73-DH without mechanical offset adjustment and fine levelling.

The advanced iSensor™ interface allows easy deployment using built-in hardware like compass as well as tilt, temperature and humidity sensors.

The sensor can be powered from 9.5 to 18 VDC source with the advantage that its power input is insulated from the sensor's electronic ground. This avoids ground loops and reduces noise induced through the power supply.



# Specifications AC 7x-DH

## General Characteristics

Configurations:

	Triaxial	Biaxial	Uniaxial	Axes	Alignment**
AC-73-DH:	■			X – Y – Z	H – H – V
AC-72-H-DH:		■		X – Y	H – H
AC-72-V-DH:		■		X – Z	H – V
AC-71-H-DH:			■	X	H
AC-71-V-DH:			■	Z	V

\*\* H: Horizontal, V: Vertical

Full Scale Range:  $\pm 2$  std.,  $\pm 0.5$ , 1, 3 or 4 g

## Sensor Element

Type: True Electro-mechanical Force Balance Accelerometer

Dynamic Range: 165 dB (per bin rel. full range)  
156 dB (per bin rel. full scale rms)  
134 dB (0.02 – 50 Hz, integrated PSD)

Nonlinearity: < 0.1 %

Cross Axis Sensitivity: < 0.5 %

Bandwidth: DC to 200 Hz

Damping: 0.7  $\pm$  0.1 critical

Offset Drift: 0.0005 g / °C

Span Drift: 200 ppm / °C

Full Scale Output: 0  $\pm$  10 V differential (20 Vpp)

Hysteresis: < 0.001 % of full scale

Sensitivity: 2.5 to 20 V/g

Output impedance: 100 ohms

## iSensor™ interface

iSensor™ interface is a state of the art innovative and proprietary hardware and software interface developed by GeoSIG, which allows through its special computer software, the operation, control, logging and data export for the built-in:

- compass
- tilt sensor
- temperature sensor
- humidity sensor

## Power

Power input: Insulated

Supply Voltage: 9.5 to 18 VDC, single supply

Consumption: 80 mA @ 12 V, excl. options

Overvoltage Protection: All pins are protected with double stage barrier.

## Connector Pin Configuration

Pin 1-2, 3-4, 5-6: Signal output for axis X, Y, Z

Pin 7-8: Test input, Digital 0/12 V / GND

Pin 9-10: 12 VDC insulated power supply input

Pin 11-12: iSensor™ interface (RS-485)

Case: Shield connection

## Environment/Housing

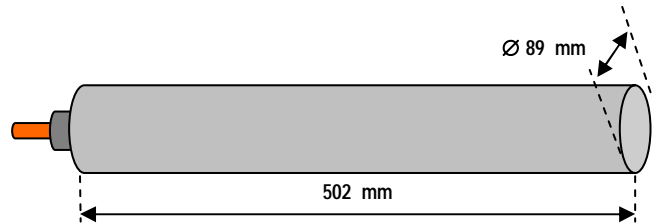
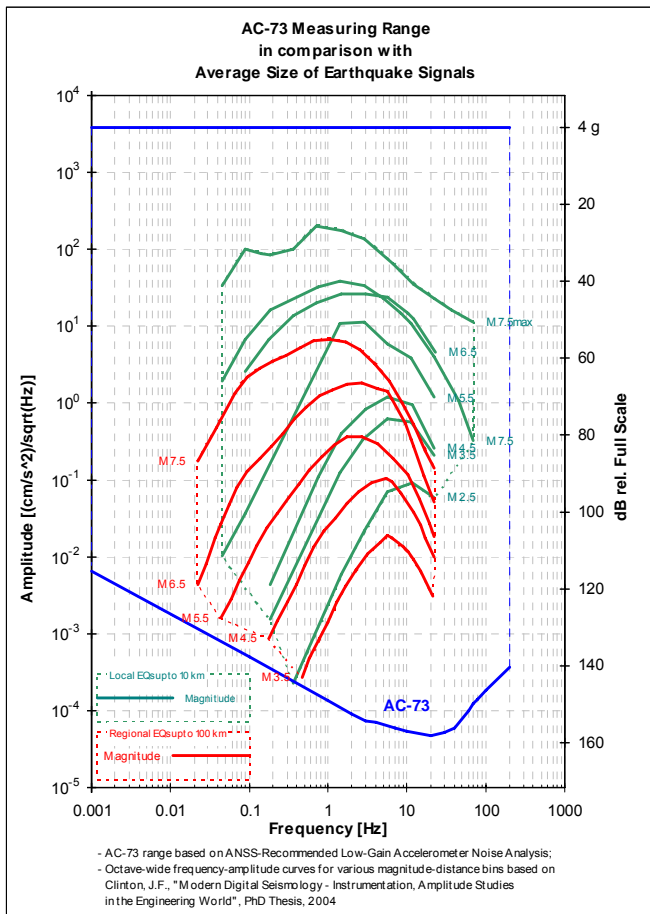
Housing Type: Aluminium  
Optional Stainless Steel

Housing Size:  $\phi$  89 mm x 502 mm

Weight: 4.2 kg (typical configuration)

Index of Protection: Watertight upto 10 bar (100 m)

Temperature Range: -20 to 70 °C (operating)  
-40 to 75 °C (non-operating)



## Standard AC-7x-DH

Full scale  $\pm$  2 g, with cable inlet and user manual on CD

## Options

Cable & connector:

- See separate cable and connector options sheet
- Connector on user specification can be mounted at cable end

## Ordering Information

Specify: Type of AC-7x-DH, full scale range, depth of deployment, cable length, and other applicable options